

Auditor's Report On Quarterly and Year to Date Financial Results of the Company Pursuant to the Regulation 33 of the SEBI (Listing Obligations and Disclosure Requirements) Regulations, 2015

**To
Board of Directors of
Automotive Axles Limited,**

1. We have audited the accompanying statement of quarterly and the year to date financial results of Automotive Axles Limited ('the Company') for the quarter and year ended March 31, 2018, attached herewith, being submitted by the Company pursuant to the requirement of Regulation 33 of the SEBI (Listing Obligations and Disclosure Requirements) Regulations, 2015 ('the Regulation'), read with SEBI Circular No. CIR/CFD/FAC/62/2016 dated July 5, 2016 ('the Circular'). The quarterly financial results are the derived figures between the audited figures in respect of the year ended March 31, 2018 and the published year to date figures up to December 31, 2017, being the date of the end of the third quarter of the current financial year, which were subjected to limited review. The financial results for the quarter ended March 31, 2018 and year ended March 31, 2018 have been prepared on the basis of the financial results for the nine months ended December 31, 2017, the audited annual Ind AS financial statements as at and for the year ended March 31, 2018, and the relevant requirements of Regulation and the Circular, which are the responsibility of the Company's management and have been approved by the Board of Directors of the Company. Our responsibility is to express an opinion on these financial results based on our review of the financial results, for the nine-month period ended December 31, 2017 which was prepared in accordance with the recognition and measurement principles laid down in Indian Accounting Standard (Ind AS) 34 "Interim Financial Reporting", specified under Section 133 of the Companies Act, 2013 read with relevant rules issued thereunder and other accounting principles generally accepted in India; our audit of the annual Ind AS financial statements as at and for the year ended March 31, 2018; and the relevant requirements of Regulation and the Circular.
2. We conducted our audit in accordance with the auditing standards generally accepted in India. Those standards require that we plan and perform the audit to obtain reasonable assurance about whether the financial results are free of material misstatement. An audit includes examining, on a test basis, evidence supporting the amounts disclosed as financial results. An audit also includes assessing the accounting principles used and significant estimates made by management. We believe that our audit provides a reasonable basis for our opinion.
3. In our opinion and to the best of our information and according to the explanations given to us these quarterly and year to date standalone financial results:
 - i. are presented in accordance with the requirements of the Regulation read with Circular, in this regard; and
 - ii. give a true and fair view of the total comprehensive income (comprising of net profit for the quarter and year ended March 31, 2018 and other comprehensive income) and other financial information for the quarter ended March 31, 2018 and for the year ended March 31, 2018.
4. The comparative financial information of the Company for the corresponding quarter and year ended March 31, 2017 included in these financial results, are based on the previously issued financial results prepared in accordance with the recognition and measurement principles, specified




S.R. BATLIBOI & ASSOCIATES LLP
Chartered Accountants

under section 133 of the Companies Act, 2013, read with relevant rules issued thereunder and other accounting principles generally accepted in India and audited by the predecessor auditor whose report for the year ended March 31, 2017 dated May 18, 2017 expressed an unmodified opinion on those financial statements, as adjusted for the differences in the accounting principles adopted by the Company on transition to the Ind AS, which have been audited by us.

5. Further, read with paragraph 1 above, we report that the figures for the quarter ended March 31, 2018 represent the derived figures between the audited figures in respect of the financial year ended March 31, 2018 and the published year-to-date figures up to December 31, 2017, being the date of the end of the third quarter of the current financial year, which were subjected to a limited review as stated in paragraph 1 above, as required under Regulation and the Circular.

For S.R. BATLIBOI & ASSOCIATES LLP
Chartered Accountants

ICAI Firm Registration Number: 101049W/E300004


per Rajeev Kumar
Partner

Membership No.: 213803



Pune
May 08, 2018

AUTOMOTIVE AXLES LIMITED


(TS 16949 Company)

Regd. Office : Hootagalli Industrial Area, Off Hunsur Road, Mysuru 570 018

CIN : L51909KA1981PLC004198

Statement of audited Financial Results for the quarter and year ended March 31, 2018

	Particulars	(Amounts in Rupees Lakhs, except per share data)				
		For the three months ended			For the year ended	
		31.03.2018 (Audited) (note 6)	31.12.2017 (Unaudited)	31.03.2017 (Audited) (note 6)	31.03.2018 (Audited)	31.03.2017 (Audited)
I	Revenue from operations (refer note 4)					
II	Other income	46,907.41	40,792.67	40,151.08	1,55,354.18	1,30,197.14
III	Total income (I + II)	46,996.69	40,907.40	40,192.94	1,55,806.28	1,30,399.24
IV	Expenses					
	a) Cost of materials consumed					
	b) Changes in inventories of finished goods, stock-in-trade and work-in-progress	32,998.89	29,149.72	24,262.23	1,07,895.10	82,620.16
	c) Excise duty on sale of goods (refer note 4)	(3.90)	(704.56)	748.35	(1,612.40)	(36.26)
	d) Employee benefits expense			4,243.42	3,417.58	12,966.54
	e) Finance costs	2,670.44	2,830.58	2,130.21	9,930.40	8,140.10
	f) Depreciation and amortisation expense	18.60	12.41	26.37	54.80	123.30
	g) Other expenses	1,188.64	1,162.87	1,028.75	4,321.30	3,936.40
	Total Expenses (IV)	42,644.08	37,528.71	37,504.10	1,43,024.58	1,22,897.94
V	Profit before tax (III - IV)	4,352.61	3,378.69	2,688.84	12,781.70	7,501.30
VI	Tax expense:					
	a) Current tax					
	b) Deferred tax	1,705.00	1,237.00	1,097.07	5,002.00	3,086.07
	Tax expense, net	(180.97)	(88.50)	(196.13)	(613.48)	(526.62)
VII	Profit for the period / year (V - VI)	1,524.03	1,148.50	900.94	4,388.52	2,559.45
VIII	Other comprehensive income					
	a) Items that will not be reclassified to profit or loss					
	i) Remeasurements of the defined benefit plan	(75.19)	(174.80)	(83.41)	(249.96)	(90.67)
	ii) Tax on Remeasurements of the defined benefit plan	26.02	60.50	28.87	86.51	31.38
	Total other comprehensive income	(49.17)	(114.30)	(54.54)	(163.45)	(59.29)
IX	Total comprehensive income for the period /year	2,779.41	2,115.89	1,733.36	8,229.73	4,882.56
X	Paid up share capital (face value of Rs. 10/- each)	151.12	151.12	151.12	151.12	151.12
XI	Earnings per equity share (EPS) (Nominal value of share Rs. 10)					
	Basic / Diluted	18.72	14.76	11.83	55.54	32.70



Balance Sheet as at 31.03.2018

Particulars		(Rs. In Lakhs)	
		As at 31.03.2018	As at 31.03.2017
A. ASSETS			
I Non-current assets			
Property, plant and equipment		11,706.50	14,518.50
Capital work in progress		1,670.70	725.70
Intangible assets		55.60	58.82
Financial assets			
Loans			
Other financial assets		7.30	13.50
Other non-current assets		318.10	311.30
Deferred tax assets, net		1,765.50	1,197.32
		588.80	-
		16,112.50	16,825.14
II Current assets			
Inventories		13,709.40	9,880.10
Financial assets			
Loans			
Trade receivables		61.10	63.30
Cash and cash equivalents		35,002.60	23,139.60
Other bank balances		4,421.90	3,482.70
Other financial assets		24.80	22.70
Other current assets		15.50	14.90
		4,072.60	2,934.00
		57,307.90	39,537.30
Total assets (I + II)		73,420.40	56,362.44
B. EQUITY AND LIABILITIES			
III Equity			
Equity share capital		1,511.20	1,511.20
Other equity		42,922.30	36,147.80
Total equity		44,433.50	37,659.00
IV Liabilities			
Non-current liabilities			
Other non-current liabilities			
Deferred tax liabilities (net)		67.60	64.24
Provisions		-	111.20
		457.00	344.10
		524.60	519.54
Current liabilities			
Financial liabilities			
Trade payables			
Other financial liabilities		25,620.00	16,878.80
Other current liabilities		119.90	111.50
Provisions		1,928.10	637.50
Income tax liabilities (net)		565.10	250.60
		229.20	305.50
		28,462.30	18,183.90
Total liabilities		28,986.90	18,703.44
Total Equity and Liabilities (III + IV)		73,420.40	56,362.44



Notes:

- The above audited financial results were reviewed by the Audit Committee and approved by the Board of Directors at the meetings held on May 08, 2018.
- These financial results have been prepared in accordance with the recognition and measurement principles laid down in Indian Accounting Standards ("Ind AS") prescribed under Section 133 of the Companies Act, 2013 read with the relevant rules issued thereunder and in terms of Regulations 33 of SEBI (Listing Obligations and Disclosure Requirements) Regulations, 2015, and SEBI circular No. Circular No.CIR/CFD/FAC/62/2016 dated July 5, 2016.
- Reconciliations between previous GAAP and Ind AS**
Consequent to transition from the previous GAAP to Ind AS, the reconciliation of profit after tax for the corresponding three months and year ended March 31, 2017 and reconciliation of equity as on March 31, 2017 is provided below:

a) Financial results reconciliation:

Particulars	(Rs. In Lakhs)	
	For the three months ended 31.03.2017 (audited)	For the Year ended 31.03.2017 (audited)
Profit after Tax as reported under previous GAAP	1,727.33	4,858.00
Remeasurement of the defined benefit plans	83.41	90.67
Tax on remeasurement of defined benefit plans	(28.87)	(31.38)
Others (net)	6.03	24.56
Profit after Tax under IND AS	1,787.90	4,941.85
Other Comprehensive income		
Remeasurement of the defined benefit plans	(83.41)	(90.67)
Tax on remeasurement of defined benefit plans	28.87	31.38
Total Other Comprehensive income	(54.54)	(59.29)
Total Comprehensive income as reported under Ind AS	1,733.36	4,882.56

b) Equity reconciliation:

Particulars	(Rs. In Lakhs)
	As on March 31, 2017
Equity as reported under previous GAAP	37,577.73
Effect of transition to Ind AS	
Fair value of warranty provisions	81.38
Others, net	(0.11)
Equity as per Ind -AS	37,659.00

- According to requirement of Ind AS and SEBI (Listing Obligations and Disclosure Requirements) Regulations 2015, revenue for the three and twelve months ended March 31, 2017, are reported inclusive of excise duty. The Government of India has implemented Goods and Service Tax ("GST") from July 01, 2017 replacing Excise Duty, Service tax and various other indirect taxes. As per Ind AS 18, the revenue for the three months ended and year ended March 31, 2018 and three months ended December 31, 2017, is reported net of GST. Had the previously reported revenue shown net of excise duty, comparative revenue of the Company would have been as follows:

Particulars	(Rs. In Lakhs)				
	For the three months ended			For the twelve months ended	
	31.03.2018 (audited)	31.12.2017 (Unaudited)	31.03.2017 (audited)	31.03.2018 (audited)	31.03.2017 (audited)
Net sales/ Revenue from Operations (Net of excise duty)	46,907.41	40,792.67	35,907.66	1,51,936.60	1,17,230.60

- Segment information:**
In line with the provisions of Ind AS 108 - Operating Segments, Chief Operating Decision Maker (CODM) reviews the operations of the Company as a manufacturer of Automotive Components, which is considered to be the only reportable segment by the management. Accordingly, no separate disclosure of segment information has been made.
- The figures of last quarter of current and previous year are the balancing figures between the audited figures in respect of the full financial year and the published unaudited year to date figures of nine months of respective year.
- The Board of Directors, at its meeting held on May 08, 2018 has recommended Final dividend of Rs. 13.50 per equity share of Rs. 10 each (135 %).
- Previous period's figures have been regrouped / rearranged where necessary to confirm to current period's classification.

For and on behalf of the Board of Directors


Dr. N. MUTHUKUMAR
President & Wholetime Director
DIN: 06708535



Place : Pune
Date : May 08, 2018

Joint Venture between



AUTOMOTIVE AXLES LIMITED

8th May, 2018

The BSE Limited
Phiroze Jeejeebhoy Towers
Dalal Street
Mumbai - 400 001
Scrip Code: 505010

National Stock Exchange Limited
Exchange Plaza, Plot No. C/1, G- Block
Bandra (E)
Mumbai - 400 051
Scrip Code: AUTOAXLES

Dear Sirs,


Sub: Declaration pursuant to Regulation 33(3)(d) of SEBI (Listing Obligations and Disclosure Requirements) Regulations, 2015 in respect of Audit Report with Unmodified Opinion for the Financial year ended March 31, 2018

Pursuant to SEBI Circular No. CIR/CFD/CMD/56/2016 dated May 27, 2016, it is hereby declared that the Auditors of the Company, S R Batliboi & Associates LLP, Chartered Accountants, have issued the Audit Reports for the Financial Statements as prepared under the Companies Act, 2013 and Financial Results as prepared under the SEBI (Listing Obligations and Disclosure Requirements) Regulations, 2015 for the financial year ended March 31, 2018 do not contain any qualifications, reservations or any adverse remarks.

Apparently, the Audit Report for the said period is Unmodified.

Thanking you,

Yours faithfully,
For Automotive Axles Limited



Dr. N Muthukumar
President & Whole Time Director



Regd. Office & Mysuru Unit :

Hootagalli Industrial Area, Off Hunsur Road, Mysuru - 570 018, Karnataka, India.

Telephone : 91 - 821 - 719 7500, Fax : 91 - 821 - 240 2451

Email : info@autoaxle.com, Website : www.autoaxle.com

CIN : L51909KA1981PLC004198

